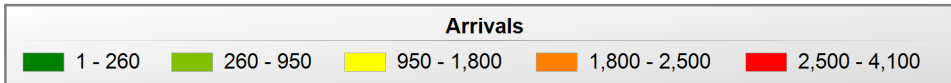
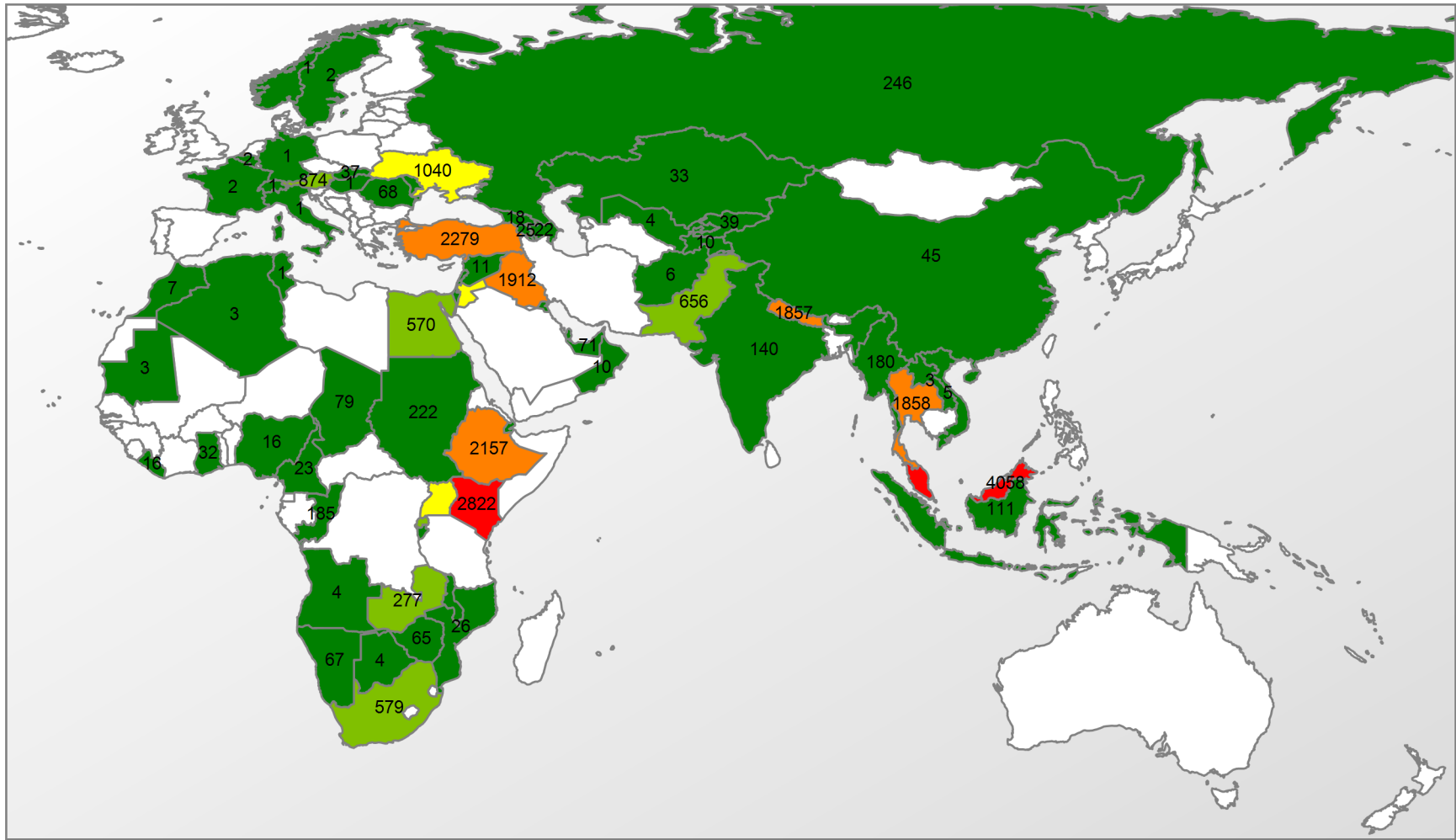


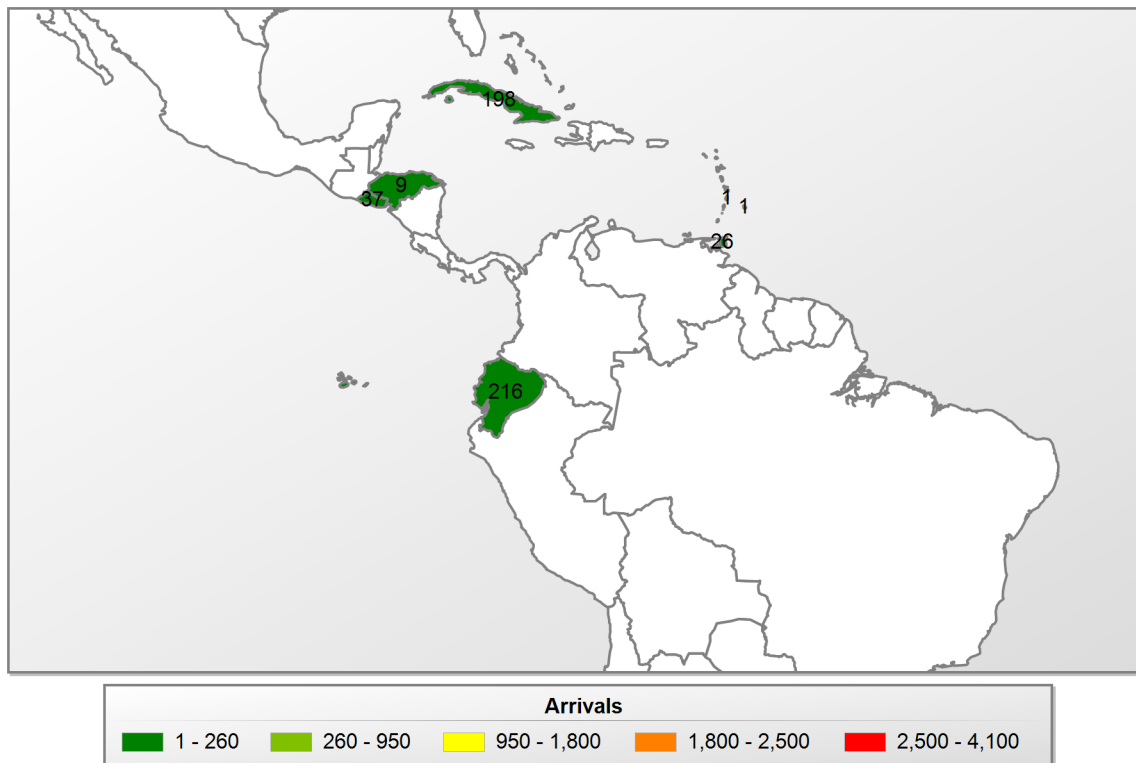
Department of State  
 Bureau of Population, Refugees, and Migration  
 Office of Admissions - Refugee Processing Center  
 Refugee Arrivals by Processing Country  
 All Nationalities

For the Reporting Period of October 1, 2015 through March 31, 2016

**Cases:** 11,243      **Individuals:** 29,055



Department of State  
Bureau of Population, Refugees, and Migration  
Office of Admissions - Refugee Processing Center  
Refugee Arrivals by Processing Country  
All Nationalities  
For the Reporting Period of October 1, 2015 through March 31, 2016



**Department of State**  
**Bureau of Population, Refugees, and Migration**  
**Office of Admissions - Refugee Processing Center**  
**Refugee Arrivals by Processing Country**  
**All Nationalities**

For the Reporting Period of October 1, 2015 through March 31, 2016

**Cases:** 11,243      **Individuals:** 29,055

Country Location	Case	Inds
Afghanistan	3	6
Algeria	3	3
Angola	1	4
Armenia	11	25
Austria	517	874
Azerbaijan	8	22
Bahrain	7	31
Barbados	1	1
Belarus	26	65
Belgium	1	2
Botswana	4	4
Burma	69	180
Burundi	38	124
Cameroon	7	23
Canada	1	1

Country Location	Case	Inds
Germany	1	1
Ghana	16	32
Honduras	8	9
Hong Kong	4	8
Hungary	1	1
India	59	140
Indonesia	85	111
Iraq	764	1,912
Israel	86	129
Italy	1	1
Jordan	506	1,617
Kazakhstan	11	33
Kenya	1,165	2,822
Kuwait	28	65
Kyrgyzstan	13	39

Country Location	Case	Inds
Norway	1	1
Oman	3	10
Pakistan	221	656
Qatar	10	26
Romania	20	68
Russia	88	246
Rwanda	120	402
Slovakia	11	37
South Africa	157	579
Sri Lanka (Ceylon)	27	52
St. Lucia	1	1
Sudan	103	222
Sweden	2	2
Switzerland	1	1
Syria	6	11

**Department of State**  
**Bureau of Population, Refugees, and Migration**  
**Office of Admissions - Refugee Processing Center**  
**Refugee Arrivals by Processing Country**  
**All Nationalities**

**For the Reporting Period of October 1, 2015 through March 31, 2016**

Chad	22	79	Laos	3	3	Tajikistan	3	10
China	29	45	Lebanon	36	96	Tanzania	276	1,033
Congo	76	185	Liberia	6	16	Thailand	710	1,858
Cuba	88	198	Malawi	74	226	Trinidad and Tobago	17	26
Curacao	1	1	Malaysia	1,427	4,058	Tunisia	1	1
Dem. Rep. Congo	5	13	Malta	139	183	Turkey	974	2,279
Djibouti	22	121	Mauritania	3	3	Uganda	496	1,476
Ecuador	100	216	Moldova	45	111	Ukraine	363	1,040
Egypt	255	570	Morocco	5	7	United Arab Emirates	34	71
El Salvador	30	37	Mozambique	4	26	Uzbekistan	3	4
Ethiopia	757	2,157	Namibia	19	67	Vietnam	2	5
France	2	2	Nepal	880	1,857	Zambia	78	277
Georgia	8	18	Nigeria	9	16	Zimbabwe	25	65

\*Please note Special Immigrant Visa (SIV) recipients who have elected and received U.S. Refugee Admissions Program (USRAP) Reception and Placement (R&P) benefits are not included in this report.